

# Max & Ruby™

## Study Guide

### Dear Teacher,

We have created the following study guide to help make the theater experience with Max and Ruby as meaningful as possible for your students. For many, it will be their first time viewing a live theatrical production. We have learned that when teachers discuss the play with their students before and after the production, the experience is more significant and long-lasting. Our study guide provides pre and post production discussion topics, as well as related activity sheets. These are just suggestions; please feel free to create your own activities and areas for discussion. We hope you and your class enjoy the show!

### Background

Our play is based on the Max and Ruby series of stories by award-winning author Rosemary Wells, and the popular television series on Nick Jr. and Noggin.

### The Story

1. Ruby the bunny wants to do something special for her grandmother and decides to put on a show. She starts looking for her little brother Max so he can help with the production. With the help of neighbors, she finds Max as well as her Bunny Scout friends who agree to help her put on the show.
2. While Ruby tries to write her show Max is busy playing with toys that come to life and sing.
3. Max and Ruby head to Grandma's to pick out costumes and Max becomes distracted by a frog. Finally they get to Grandma's attic and start sorting through the treasures for the perfect costumes.
4. Back at home Ruby decides Max should have a nap so she can write her play. He wants a scary story before bed which makes him unable to sleep so he ends up listening to Superbunny on the radio.
5. Ruby's scout friends build her a castle but the play still isn't finished and Max continues to be distracting. Finally Grandma shows up for the play and Ruby apologizes and describes all the various interruptions she's had through the day. Each distraction is performed by Max and the Scouts and Grandma thinks it's a great play about their day. Ruby is satisfied but Max gets distracted once more and everyone ends up looking for him again.

## Before Seeing the Play

1. You may want to read several books from the Max and Ruby series and review the plots and characters with your students.
2. Discuss brothers and sisters with the class. Who is a big brother/sister? Who is a little brother/sister? Make a chart of brothers and sisters in the classroom. What kind of relationships do the students have with their siblings? Have them describe some of the things they do together.
3. Have the children talk about putting on a show. Have they ever played dress-up and performed for family and friends? How do you prepare for a show? What do you use for a stage or a set? Costumes? Do you write the words or make it up as you go along?
4. Is anyone in the class a cub/boy scout or girl scout? Have them describe what it means to be a scout, what they do together or how they help each other.

## After Seeing the Play

1. Ask your students how the play was different from the Max and Ruby books you read. How was it the same? Discuss the costumes. How did the actors portray bunnies?
2. Max doesn't say much in the play. How was the actor able to show how Max felt and thought without saying very many words?
3. Describe Max and Ruby's relationship. What does Ruby think of her little brother? How is Max able to get what he wants from Ruby?
4. Ruby wants to put on a play for her grandmother. What are some other things you could do for someone in your family to show you appreciate them? How can you give a gift without spending any money?

## Activities:

### Creative Dramatics (Pre K – K)

1. Use the attached rabbit template to make a rabbit stick puppet. Cut out and decorate the rabbit, attach to a popsicle stick or tongue depressor to make a puppet, leaving room for the child to hold the stick. Have the children use the puppets to act out scenes from the play or create their own stories. They can even hide behind a bookcase or shelf and put on a performance for the class with just the puppets showing.

2. Teach the children “I See Three,” a fingerplay song about counting:

I see three-one, two, three                      *(hold up three fingers, one at a time)*  
Three little bunnies  
Reading the funnies                                      *(hold hands open like pages)*

I see three-one, two, three                      *(hold up three fingers as before)*  
Three kittens  
Wearing mittens                                         *(hold up fists)*

I see three-one, two, three                      *(hold up three fingers again)*  
Three little frogs  
Sitting on logs                                         *(squat)*

I see three-one, two, three                      *(hold up three fingers again)*  
Three bears  
Climbing upstairs                                       *(pretend to climb)*

### **Creative Dramatics (Grades 1-2)**

Have your students create a play based on some specific everyday events. They can use the play Max and Ruby as an example. Use the five Ws: who are the characters, where does it take place, what happens in the scene, when does it happen and why are the characters in the scene? Examples of scenes might be:

- Going to the park to have a picnic
- Having a play date at your friend’s house
- Visiting relatives far away
- Celebrating a favorite holiday
- Preparing a meal with your family

### **Creative Writing**

1. Fill in the words- Use the attached sheet to complete the sentences using the words in the text box.
2. Give students writing prompts to complete the sentences or begin a paragraph or story:
  - My little/big brother/sister always...
  - If I could have super powers, I would...
  - My favorite thing to imagine is that I am...
  - One thing that really scares me is...

### **Artistic Expression**

What can you find in an attic or storage area – a strange hat, a picture frame or an old toy? Have the children bring in an item or two from their house and create something with it.

- Make a costume out of it and create a story about who they are.
- Bring in several items and create a class sculpture. Have the students give it a name and write about it.
- Create an imaginary story about something old you find at home and what it was used for.

## Bibliography:

### Books

Rosemary Wells is the creator of dozens of award-winning books for children. In addition to favorites such as Timothy Goes to School and Noisy Nora, she has written and illustrated all of the books in the Max & Ruby series, including:

- Max & Ruby's Busy Week
- Bunny Party
- Max's ABC

And many more!

Look for these new titles in September 2007!

- Ruby's Falling Leaves
- Max & Ruby's Winter Adventure
- Max & Ruby's Christmas Tree

### Internet:

Learn about author Rosemary Wells at [www.rosemarywells.com](http://www.rosemarywells.com)

Check local television listings, play games, print out coloring pages, make snacks and send cards from the Max & Ruby site of Nick Jr.

[www.nickjr.com/shows/max\\_ruby/index/ihtml](http://www.nickjr.com/shows/max_ruby/index/ihtml)

Purchase Max and Ruby books from Penguin Young Readers! Visit [www.penguin.com/maxandruby](http://www.penguin.com/maxandruby) for a complete list of Max & Ruby titles.

Purchase Max and Ruby Games, Music/Video/DVDs, Toys and other themed merchandise at Ty's Tox Box: [www.tystoybox.com/2200/13205/13205/1](http://www.tystoybox.com/2200/13205/13205/1)

## Fun with Words Answer Key:

### Part One (Fill in the Blanks):

Fall  
Leaves  
Maple  
Wheelbarrow

### Part Two (Word Search):


A	N	C	K	L	H	M	G
D	E	A	M	A	P	L	E
K	L	E	A	F	L	P	U
F	M	R	X	Q	A	S	E
A	M	T	W	Q	O	A	K
L	O	S	I	R	U	B	Y
L	E	A	V	E	S	R	I
R	J	D	L	K	W	W	Q



# STRIKE OUT



START




FINISH!

Help Max find a way to all the pins



# Max & Ruby™



Name: \_\_\_\_\_

Date: \_\_\_\_\_

# Max & Ruby™




Complete the sentences using a word from the text box:


nap	frog	Super bunny	Grandma	show
costume	treasure	cookie	bunny	Castle

1. Ruby wanted to put on a \_\_\_\_\_ for her grandmother.
2. Max wanted to catch a \_\_\_\_\_.
3. Max and Ruby went to Grandma's to pick out a \_\_\_\_\_.
4. Ruby and her friends were \_\_\_\_\_ scouts.
5. If Max would take a \_\_\_\_\_, Ruby could finish writing.
6. \_\_\_\_\_ is Max's favorite hero on the radio.
7. Ruby's scout friends made her a \_\_\_\_\_ out of bricks.
8. Max thought they would find \_\_\_\_\_ in the attic.
9. Max really wanted to eat a \_\_\_\_\_.
10. \_\_\_\_\_ really loved Max and Ruby's play.

Use the template to create a Max puppet:



Use the template to create a Ruby puppet:




# Max & Ruby™

## FUN WITH WORDS!


### Part 1: Fill in the blanks

What season is it in this picture?



\_\_\_\_\_

What is Ruby collecting in her book?




\_\_\_\_\_

How many points are on this leaf?



\_\_\_\_\_

What is Max using to carry the leaves?



\_\_\_\_\_



Penguin Young Readers Group



# Max & Ruby™

## FUN WITH WORDS!

### Part 2: Word Search

Find the following words in the word search:

*Leaf, Oak, Fall, Leaves, Ruby, Max, Maple*

A	N	C	K	L	H	M	G
D	E	A	M	A	P	L	E
K	L	E	A	F	L	P	U
F	M	R	X	Q	A	S	E
A	M	T	W	Q	O	A	K
L	O	S	I	R	U	B	Y
L	E	A	V	E	S	R	I
R	J	D	L	K	W	W	Q

Look for new Max & Ruby books based on the hit TV show!  
Available wherever books are sold.

Coming in September 2007:  
Ruby's Falling Leaves  
Max & Ruby's Winter Adventure  
Max & Ruby's Christmas Tree

Available wherever books are sold or visit [www.penguin.com/maxandruby](http://www.penguin.com/maxandruby)

