

THEATRE COMPLEX TECHNICAL INFORMATION SHEET

AUDITORIUM

Location:

Rudder Theatre Complex	Telephone	- (979) 845-8903
Texas A&M University	Backstage	- Lines available on request
1232 TAMU		
College Station, TX 77843-1232	Fax	- (979) 845-7312

Theatre Manager:

Bill Bielamowicz
Telephone – (979) 845-8903

Seating Capacity: 2,500 (Main floor 1,500 / Balcony 1,000)

Loading Dock:

Location – Throckmorton Street
Width of Loading Dock Door – 12'6"
Height of Loading Dock Door – 9'8"
Loading dock is on same level as stage – USR corner
2 trucks can be unloaded at the same time

Dimensions:

Depth – Curtain line to back wall – 50' / Width – Wall to wall – 126'
Depth – Curtain line to back pipe / 41'
Proscenium opening – 60' / Proscenium height – 28'
Curtain line to footlights – 2'
Stage floor to grid – 68'
Wing space – S.L. – 26' x 50'
S.R. – 29' x 50'
Depth of apron from stage front to curtain line – 17' (includes orchestra lift)
Apron – Orchestra 13'x50'
Type of stage deck – Lonfloor (vinyl) with wood sub floor

Stage Rigging:

Type system – Counter weight
Number of sets available that can be cleared – 56
All pipes on 8" centers (Each pipe 80' long)

Capacity each line set – 2,000 lbs
Lines can be spotted if necessary
Fly Rail – S.L.
System can be operated from stage deck or fly floor – 15' above deck
Battens available on all line sets
For lines that cannot be cleared see hanging plot attachment (page 6)

Curtains:

Type house curtain – both Guillotine and Traveler

- 1 – Maroon Curtain – 33' x 72'
- 1 – Maroon Traveler – 31' x 42' each side
- 1 – Maroon Olio Traveler – 34' x 42' each side
- 1 – Maroon Travelers – Sets 30' x 63' each side
- 1 – Maroon Leg Set – 30' x 16' each side
- 1 – Maroon Border – 10' x 80'
- 1 – Maroon Border – 12' x 80'
- 1 – Maroon Border – 8' x 80'
- 2 – Black Leg Sets – 30' x 20' w each side
- 2 – Black Leg Sets – 30' x 30' each side
- 2 – Black Travelers – Sets – 30' x 60' each side
- 6 – Black Borders – 10' x 80' (to tie flat)
- 1 – Cyclorama – 35' x 80' White
- 1 – Black Scrim
- 1 – White Scrim

Lighting:

Contact – John Whittemore (979) 845-8903
Location of House Dimmer Board – Rear of House
Focusing Board – DSL stage
F.O.H. Board – E.T.C. Expression 3-400 channel
Dimmers – 60 – Kliegl – R71 12 KW
For information on F.O.H. intercept contact John Whittemore
Location of Show Power –
1 – 3 phase / 5 wire / 400 amp – DSL
1 – 3 phase / 5 wire / 400 amp – USL
1 – 3 phase / 5 wire / 100 amp – DSR
Type of connections – Bare wire
House Beam located – 45° angle, 42' from stage
38 – 575 watt Source 4 10° ellipsoidal spots
Electrics – 9 electric pipes located above stage
33 circuits on each pipe
Grounded Stage Pin Connectors
Floor Pockets – Ample Floor pockets located around stage (19)

Follow spot Booth – Located rear of balcony
3 Strong Super Troupers Converted Xenon 1000 w
Box Boom – Each side slot has 10 – 6" Lekos (Kliegl 1557) on 8 circuits

House Lighting Equipment:

See Attached List

Sound System:

Contact – Bill Bielamowicz (979) 845-8903
Sound System is a high quality Altec Stereo System
Mixer is a Yamaha PM 3000 – 32 channel
Available equipment includes – Reel to Reel – ¼ track
Reel to Reel – ½ track
Cassette / CD / DAT
2 Channel equalized monitor feeds are available with the capacity to provide more upon request.
Clear Com Headset System – Available to all control positions (including 3 wireless headsets)
In House Program – To dressing rooms and all control positions
Cast Call – Position from stage to dressing rooms
Selection of microphones available

Dressing Rooms:

All Dressing Rooms located on stage level behind upstage wall of stage
6 – Dressing Rooms – 2 Individual, 2 Star, 2 Chorus
Each Chorus Dressing Room can hold 50
All Dressing Rooms have toilet, sink, and shower facilities
Dressing Rooms meet Safe and Sanitary Code of Actor's Equity Association
Clothes racks are available

Orchestra:

Music stands and lights – 90 available
Orchestra chairs – 120
Conductor's Podium – 2
Orchestra Pit Entrance – Basement Level
Pit Capacity – 40
Type of Pit – Hydraulic
Pianos - 1 – 9' Steinway
1 – 7' Steinways
1 – 5' Steinways
1 – Kawai Upright

General:

Theatre Complex will provide paid and trained crews for shows
Auditorium has a movie screen hanging which cannot be moved
Lag bolts or nails can be used in floor

There are no immovable obstructions in Stage, House, or Wings
No traps

Orchestra Shell with Ceiling available:

60' wide x 40' deep, tapers to 42' wide upstage

- 30' Genie Lift
- 6 – 16' Ballet Bars
- 4 – Irons
- 3 – Ironing Boards
- 1 – Steamer
- 1 – Washer
- 1 – Dryer

RUDDER AUDITORIUM LIGHTING INSTRUMENT INVENTORY

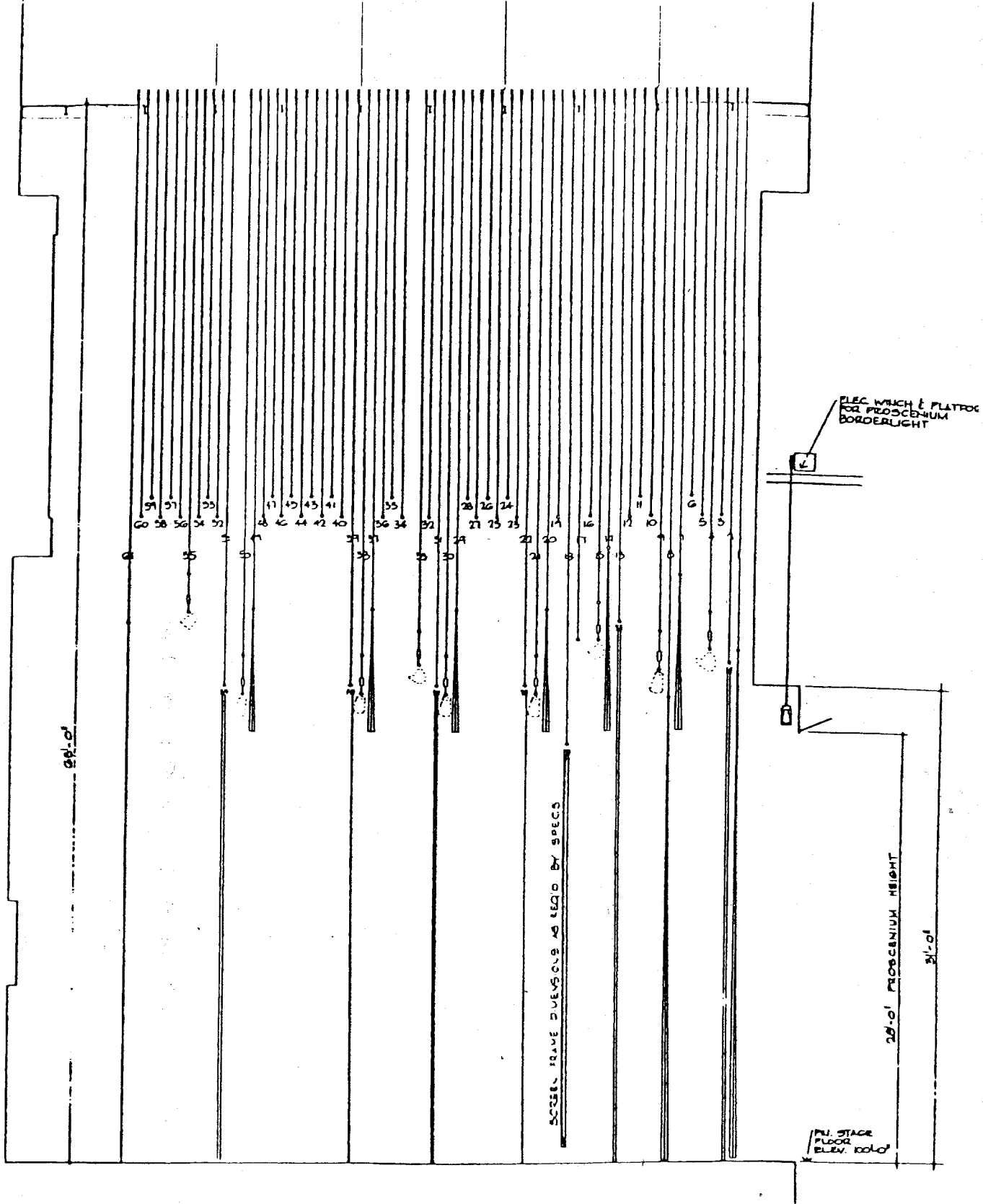
Instruments	Number
6 x 9 Altman 750W	40
6 x 12 Altman 750W	40
8" Fresnel 1KW	65
10" Fresnel 2KW	16
Strip Sections 4 color PAR 56-500W	32
6 x 16 FOH Kliegl 1551 – 1KW	38
L+E PAR 64 1KW	106

Date: _____

Show: _____

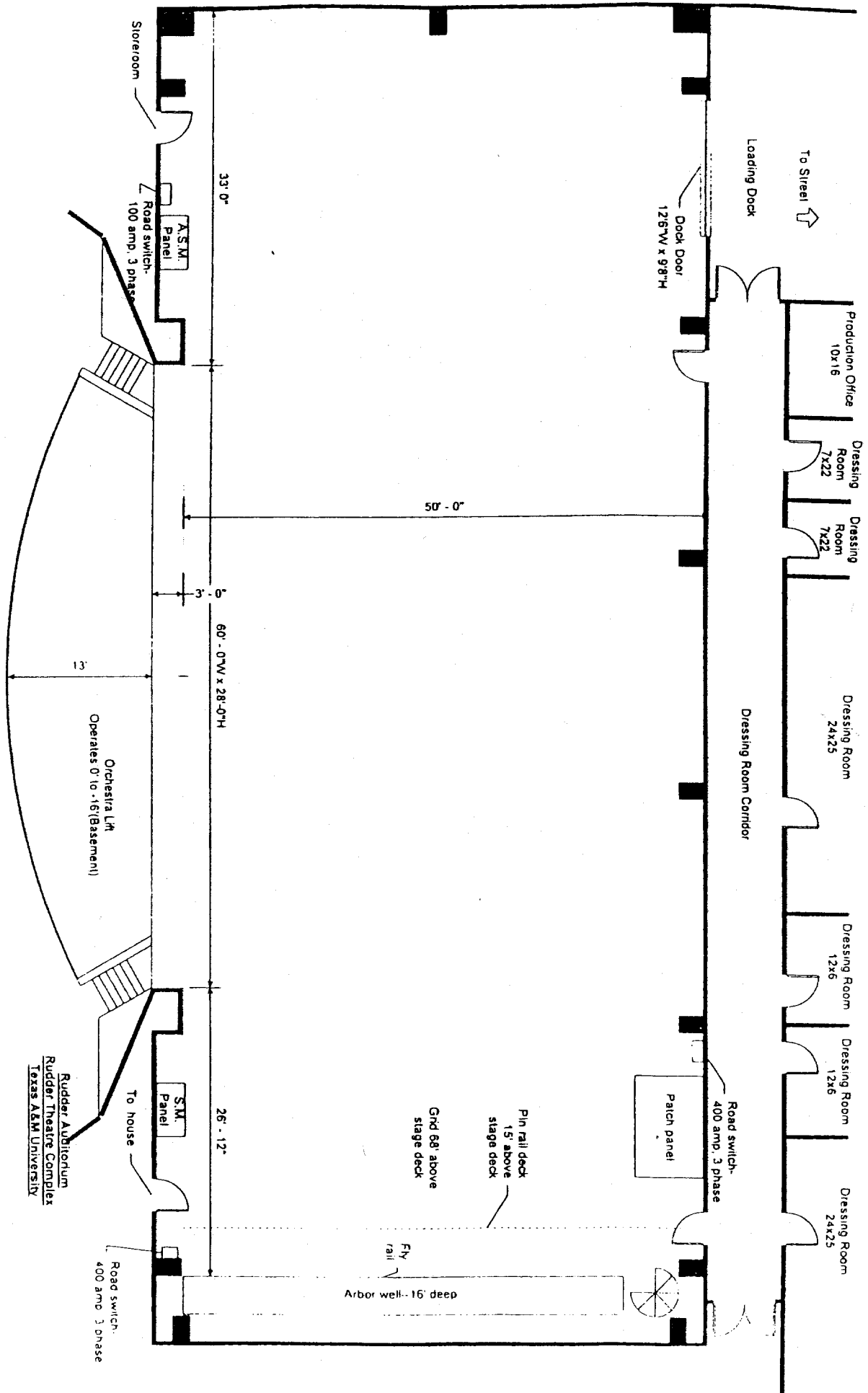
RUDDER THEATRE COMPLEX
AUDITORIUM HANGING PLOT

1. Guillotine	0'10"	32. Curtain track	21' 6"
2. Black portal	1' 6"	33. 6th Electric	22' 2"
3. Curtain track	2' 2"	34.	22'10"
4. 1st Electric	2'10"	35.	23' 6"
5.	3' 6"	36.	24' 2"
6. Orch. shell (non-moveable)	4' 2"	37.	24'10"
7.	4'10"	38. 7th Electric	25' 6"
8.	5' 6"	39.	26' 2"
9. 2nd Electric	6' 2"	40. Curtain track	26'10"
10.	6'10"	41.	27' 6"
11.	7' 6"	42.	28' 2"
12.	8' 2"	43. Orch. shell (non-moveable)	28'10"
13.	8'10"	44.	29' 6"
14. 3rd Electric	9' 6"	45.	30' 2"
15. Curtain track	10' 2"	46.	30'10"
16.	10'10"	47.	31' 6"
Proj. screen (non-moveable)	11' 6"	48.	32' 2"
18. Proj. screen (non-moveable)	12' 2"	49.	32'10"
19.	12'10"	50. 8th Electric	33' 6"
20.	13' 6"	51.	34' 2"
21. 4th Electric	14' 2"	52. Curtain track	34'10"
22.	14'10"	53.	35' 6"
23. Curtain track	15' 6"	54.	36' 2"
24. Orch. shell (non-moveable)	16' 2"	55. 9th Electric	36'10"
25.	16'10"	56.	37' 6"
26.	17' 6"	57.	38' 2"
27.	18' 2"	58.	38'10"
28.	18'10"	59.	39' 6"
29.	19' 6"	60. White cyc	40' 2"
30. 5th Electric	20' 2"	61. B/O	40'10"
31.	20'10"		



Rudder

7101 SECTION - STAGE RIGGING - AUDITORIUM

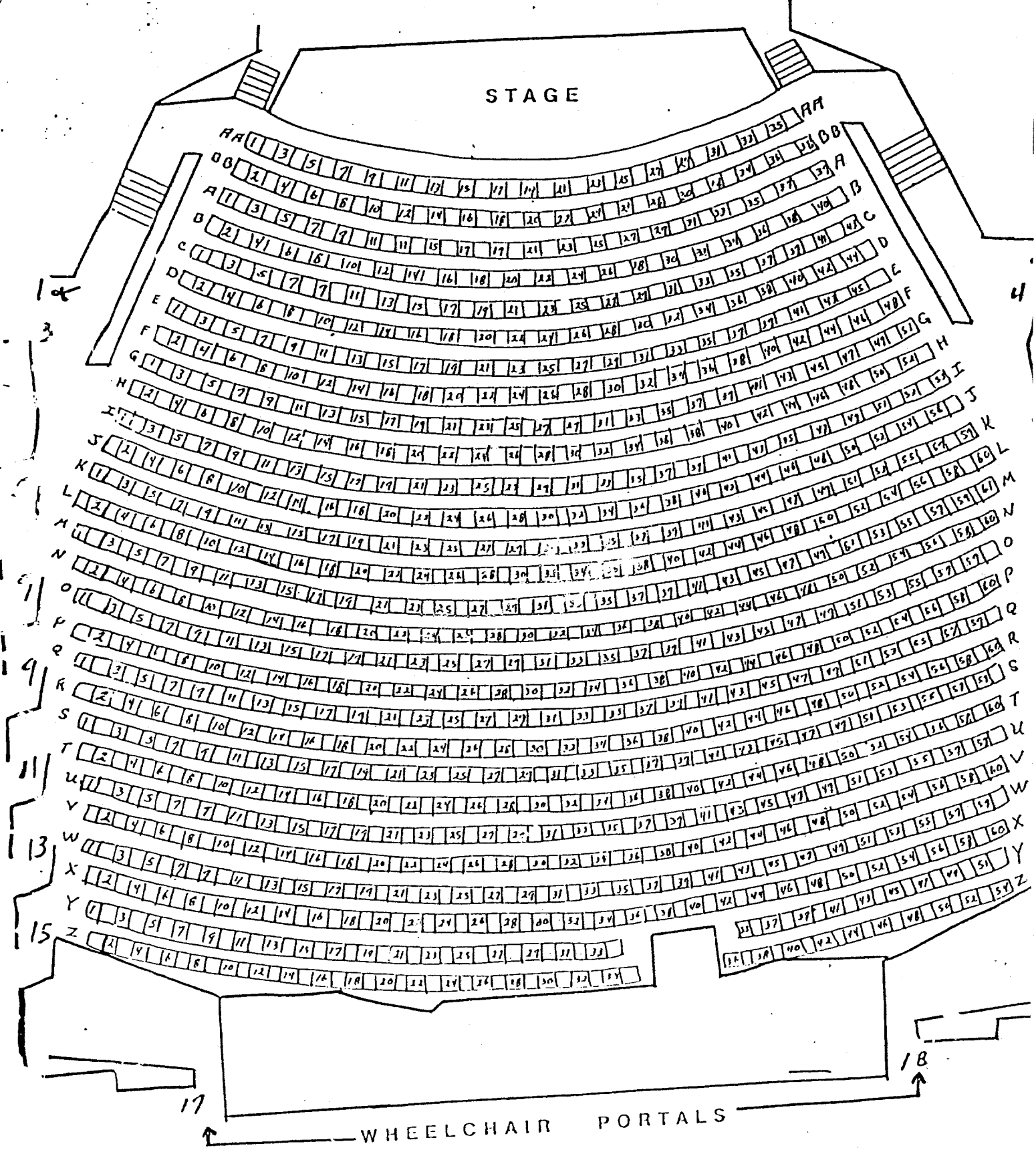


TO PORTALS 2 & 4.

TAKE THE TICKETS AT

THE ENTRY WAY,

STAGE



WHEELCHAIR PORTALS

17

18

PORTALS DENOTED BY LETTER NAMES

ARE IN THE BALCONY AND CAN BE REACHED

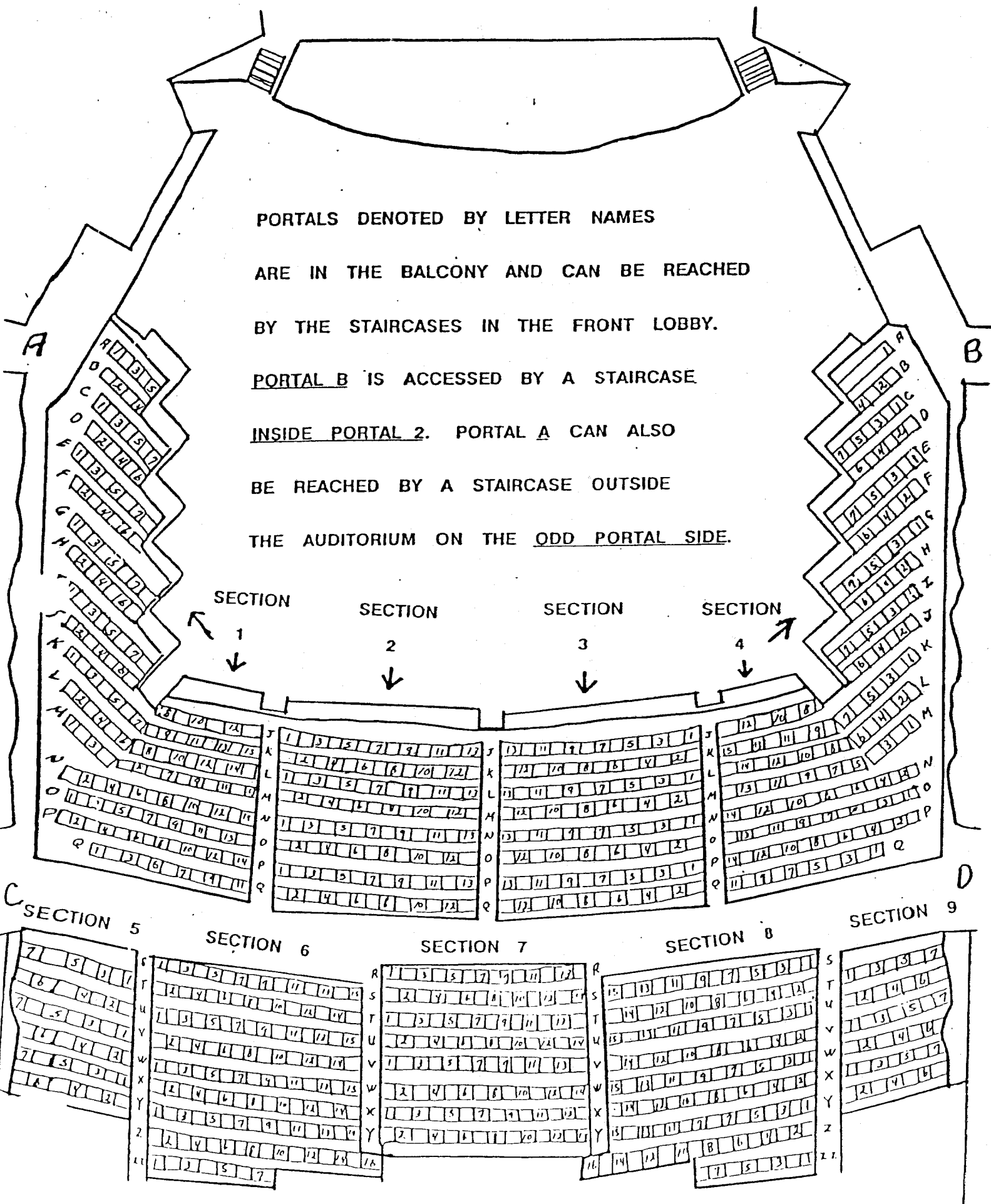
BY THE STAIRCASES IN THE FRONT LOBBY.

PORTAL B IS ACCESSED BY A STAIRCASE

INSIDE PORTAL 2. PORTAL A CAN ALSO

BE REACHED BY A STAIRCASE OUTSIDE

THE AUDITORIUM ON THE ODD PORTAL SIDE.



SECTION 1

SECTION 2

SECTION 3

SECTION 4

SECTION 5

SECTION 6

SECTION 7

SECTION 8

SECTION 9

A

B

C

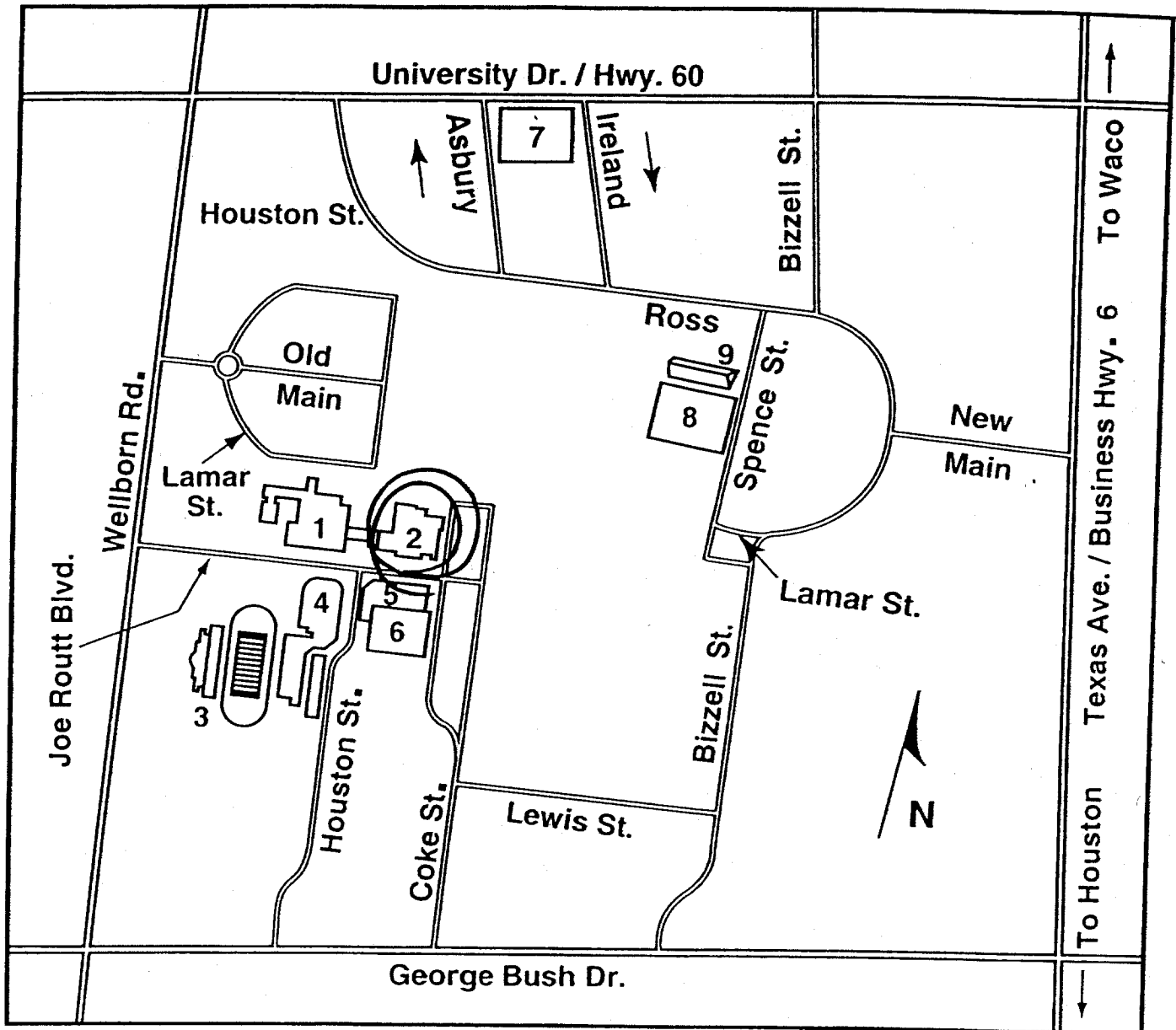
D

TEXAS A & M UNIVERSITY

PARKING

The fee for parking in these areas is \$1 per hour and \$8 per day.

Please call 862-7275 (in advance) for more information.



1. Memorial Student Center
2. Rudder Tower - Aggieland Visitor Center
3. Kyle Field
4. G. Rollie White Coliseum
5. Koldus Building
6. University Center Parking Garage
7. North Parking Garage
8. Central Parking Garage
9. Pavilion